



JURNAL AKSI

Akuntansi dan Sistem Informasi

<http://aksi.pnm.ac.id>

Jambi City Tourism Information System Design

Rezagi Meilano¹⁾ and Tanto²⁾

^{1,2)} Politeknik Jambi

ARTICLE INFO

Keywords:

Tourism
Information
Systems
Web
PHP

Article History:

Received: 26/11/2020

Accepted: 24/04/2021

Corresponding author:

Tanto

E-mail:

tanto@politeknikjambi.ac.id

ABSTRACT

The very rapid development of technology helps a lot in terms of disseminating information to be faster, more accurate, and not limited by place and time. Technology in the tourism sector is not only used as a promotional medium, but technology is also a learning medium for entrepreneurs in the tourism sector so it is important for the tourism sector to have an information system as a medium for disseminating information. The Jambi City Tourism Information System is an information system that contains a collection of information data that summarizes information about the region, province or tourism place in the city of Jambi which is compiled in a web-based information system, with this information system it can make it easier for the public to obtain information, accelerating the service of information sources. The design of the tourism information system in the city of Jambi is built in a web-based form with system design assisted by several tools such as the programming language PHP, Javascript, MySQL, Xampp, and Adobe Dreamweaver.

INTRODUCTION

Technological developments have brought enormous changes and technology is currently developing very rapidly so that information can be obtained quickly, accurately and not limited by place and time. One of the sectors that is developing in technology development is the sector in the tourism sector which contributes to distributing information on tourism objects, especially through internet technology. Technology in the tourism sector is not only used as a promotional medium, but technology is also a learning medium for entrepreneurs in the tourism sector.

Currently, technological sophistication is one of the supporting factors that have a big influence in the field of tourism, start to move from small things such as introducing or promoting tourism objects in our area through our social accounts. However, do not forget to always uphold moral

and ethical values in the use of technology. The increase in people's welfare is directly proportional to the increase in the need for vacation. In this case, the management of the tourism industry and the government uses technology to provide information on tourist objects that can easily be accessed by the public and tourists.

The number of tourist attractions in the city of Jambi, of course, is an attraction for the community and tourists. However, there are still few tourists who visit Jambi city. According to the Jambi City Culture and Tourism Office, there are still few tourists who come to Jambi, due to the lack of introducing Jambi to tourists, promotions are still using brochures, holding cultural exhibitions, printed media, local radio and cannot be reached by tourists. To support it, technology is needed, so a tourism information system is needed that can help promote tourism in Jambi City.

p-ISSN: 2528-6145, e-ISSN: 2541-3198 Accredited Third Grade by Ministry of Research, Technology of The Republic of Indonesia, Decree No: 148/M/KPT/2020

Cite this as: Rezagi Meilano and Tanto. (2021). Jambi City Tourism Information System Design. JURNAL AKSI (Akuntansi dan Sistem Informasi), 6 (1), 46-50. <http://doi.org/10.32486/aksi.v6i1.650>

MATERIALS AND METHODS

The design of the Tourism Information System in Jambi City can be seen in the figure carried out in several stages as depicted in the figure. These stages in general are: First Stage, Data Collection. The second stage, Analysis and Design. Third Stage, System Development. The fourth stage, Trial.

The overall system design uses the Waterfall Model (waterfall). At the initial stage is a System Requirements Analysis which functions to get what is needed by the system to be designed. The second stage is System Design, in this stage how to design a Tourism Information System in accordance with the needs of the user. The next stage is the implementation and testing of the results of the designed information system components. The fourth stage is testing the overall system by implementing the research object, namely the Jambi City Tourism Office. The last stage is the Maintenance Stage of the system that has been applied, analyzed and improved the needs and processes of the applied system and application.

RESULTS AND DISCUSSION

The city tourism system of Jambi will be made web-based, where this system will make it easy for visitors to see what tours are in the city of Jambi. And events in the city of Jambi, the public can also provide feedback to the system directly. Display system overview from the output side can be seen in the following figure.

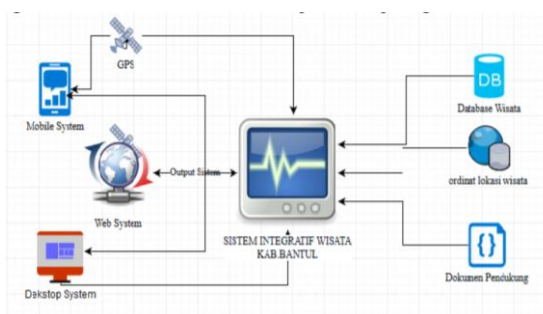


Figure 1.
System Overview Architecture

In this Jambi city tourism information system, the appearance of the website page is used to provide tourism, culinary and accommodation information in Jambi and to find out about tourism developments in the city of Jambi. This system consists of various information contents needed to provide tourist, hotel and culinary information in the city of Jambi. The following is a display of the Jambi city tourism information system page.

1. Main page display

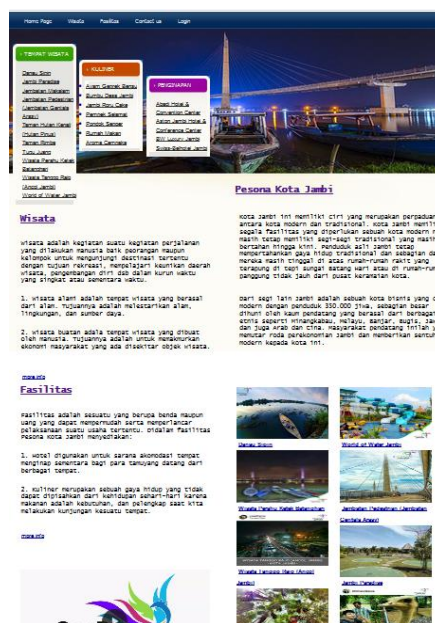


Figure 2.
Main page view

This page is the front page of the website that will be accessed for the first time to enter the system. This page is created for the main page using the index.php and style.css scripts for display design. On this page there are several menu buttons such as tours, facilities, contact, and login. On this page there are also links to see various tours, hotels and culinary delights in the city of Jambi. On the header there is a picture of the arash bell bridge. On the content page, there is general information about tourism, facilities, and the charm of the city of Jambi. At the bottom there are videos and photos about the charm of the city of Jambi.

2. Display the login page



Figure 3.
Display login page

This page is the front page of the website that will be accessed for the first time to enter the system administrator. For this reason, the user must fill in the username and password in the form provided.

3. Display the administrator page



Figure 4.
Display the administrator page

The administrator page above is a page that can only be accessed by administrators. On this page, all data / files that will appear on the website are presented, both setting and filling, changing and deleting information data on the web.

4. Header

The header is the top part of the web page that shows the identity of the site or website inside. Here is a header view with the main menu to access the required information:



Figure 5.
Display header on the main page

5. Content

Content is the content of information on the accessed website page

1) Main Content

The main content is the content that will appear when accessing the main

page. In this content there are pieces of information that represent the content of the website. For example, tourism, facilities and the charm of the city of Jambi

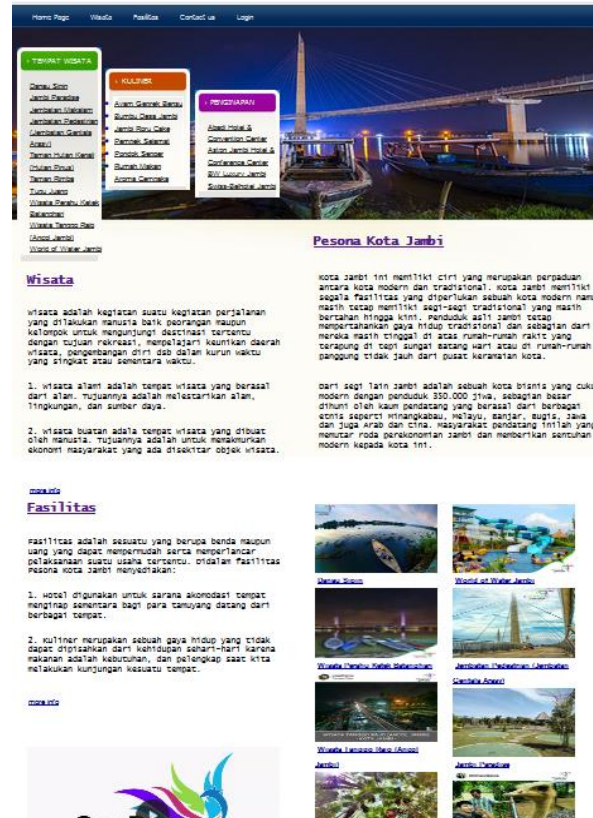


Figure 6.
Display testing on main content

2) Travel

Tourism is static content that can be accessed and provides tourism information in the city of Jambi.



Figure 7.
Display of tourism content testing

3) Amenities

Facilities are static content that can be accessed and provide hotel and culinary information in the city of Jambi.



Figure 8
Display testing facility content

4) Description page

A description page is a page that displays further travel descriptions.

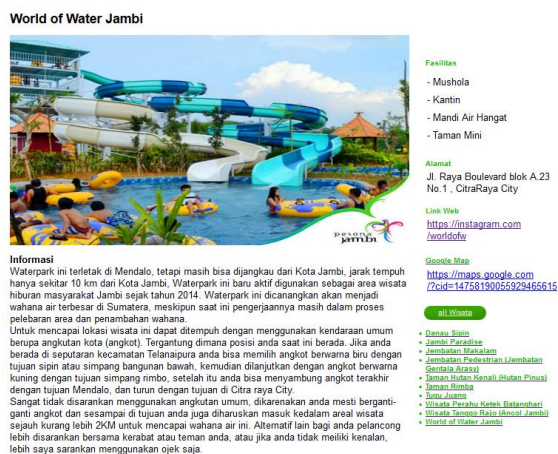


Figure 9.
Description Page

5) Google maps

Google maps is content that can be accessed to view tourist maps.

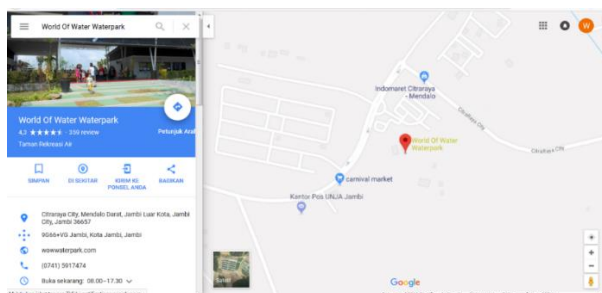


Figure 10.
Display testing google maps content

6) Contact Us

Contact is content that can be accessed to send messages to the

administrator of the Jambi city charm website.

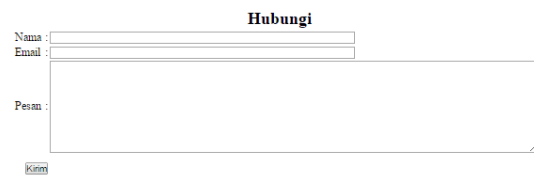


Figure 11.
Display testing content contact us

6. System Maintenance

Maintenance or system maintenance can be done on the administrator page that has been created. The administrator page for configuration and management of the content of the website can be seen in the Figure above. On this page there are menu settings and content on the main page including the following facilities:

1. User Management

User Management is useful for creating new users or repairing user accounts that have forgotten their passwords.

2. Management Module

Setting Modul merupakan pengaturan untuk menu dan modul pada halaman utama.

3. Setting news content, tourism data and facilities.

This setting serves to add, edit or delete content.

4. Contact Us Settings

The settings on the administrator page are useful for viewing incoming messages and viewing message content and message sender identity.

CONCLUSIONS AND SUGGESTION

Based on the discussion of the previous chapter, conclusions can be drawn, namely:

1. With the design of the Jambi City Tourism Information System which the author made will facilitate the Jambi city community and tourists in obtaining information about tourist objects, inns and culinary delights in Jambi city.
2. Submission of tourism information in the city of Jambi must be conveyed appropriately so that there is no inconsistency in the information, so in the design of the Jambi City Tourism Information System that the author made based on the actual data collection in the city of Jambi.

3. In designing the Jambi City Tourism Information System, the writer searches for information based on several criteria, namely tourist attractions, lodging and culinary and is equipped with Google Maps facilities. Where the system is made web-based using the main editor Macromedia Dreamweaver MX 2004 and MySQL as a database.

Based on the discussion of the previous chapter, there are suggestions that can be given, namely:

1. With the design of the existing Jambi city tourism information system, it can be utilized by related agencies, one of which is the Jambi city tourism office.
2. In order for this system to be even better, it is further developed using a mobile system so that it is easier to use.

REFERENCES

- S. K. Tanto, "Pemodelan sistem informasi kalender akademik untuk monitoring proses belajar mengajar perguruan tinggi," *J. Informa, Politek. Indonusa Surakarta*, vol. 4, 2018.
- Tanto, "Analisis dan pemodelan sistem informasi pengajuan alat dan bahan laboratorium politeknik jambi," *Akademika*, pp. 53–59, 2016.
- R. Hermawan and S. Iriani, "Perancangan Sistem Informasi Geografis Tempat Pariwisata Kabupaten Pacitan Berbasis Web," *IJNS (Indonesian J. Netw. Secur.)*, vol. 5700, pp. 1–7, 2013.
- Minarni and Y. F. Yusdi, "Sistem Informasi Geografis Pariwisata Kota Padang Menggunakan Application Programming Interface (API) Google Maps Berbasis Web," *J. TEKNOIF*, vol. 3, no. 1, pp. 31–37, 2015.
- A. Saputra, "Perancangan Sistem Informasi Geografis (Sig) Pariwisata Di Provinsi Lampung," *J. Inform. Darmajaya*, vol. 12, no. 2, pp. 136–145, 2012.